


HEAT SEAL PCB INSTALLATION MANUAL



fast  heat

Unit 7, Alder Close, Eastbourne, East Sussex, BN23 6QF

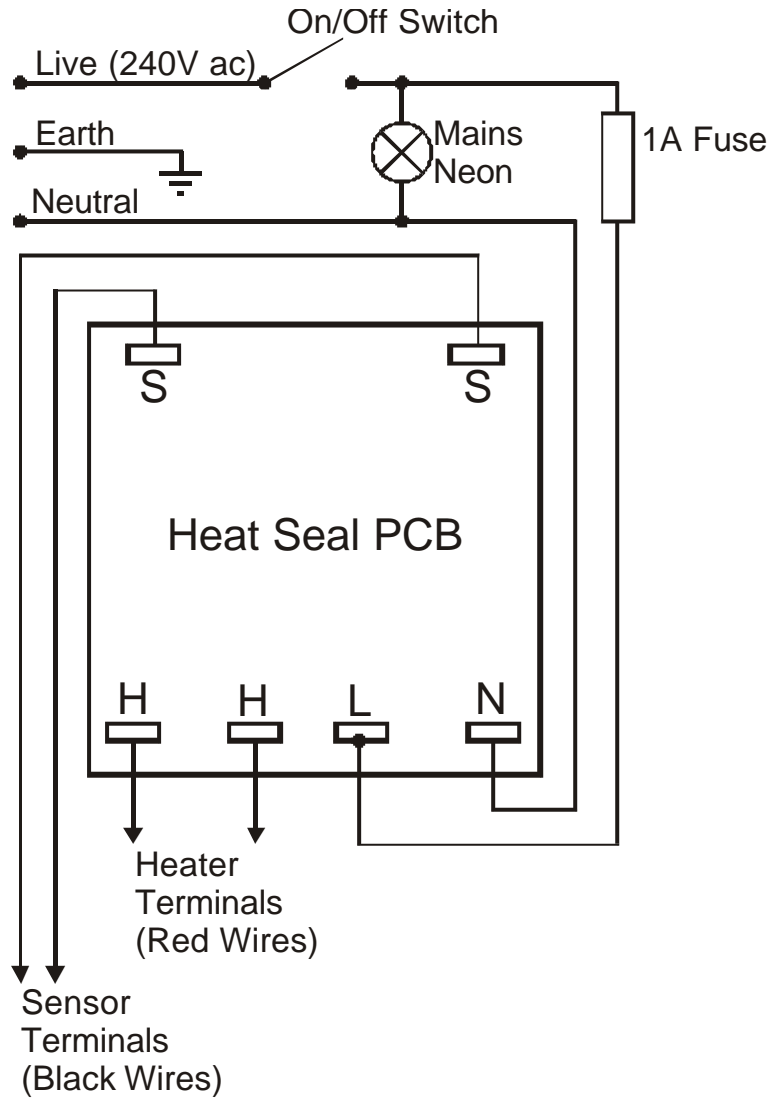
T: 01323 647375 F: 01323 410355 I: www.fastheatuk.com E: sales@fastheatuk.com

fast  heat

Unit 7, Alder Close, Eastbourne, BN23 6QF


T: 01323 647375 F: 01323 410355
E: tech-support@fastheatuk.com I: www.fastheatuk.com

INSTALLATION



BASIC OPERATION

- The control temperature is factory set at 135°C (275°F). To adjust the control temperature, rotate R3 clockwise to increase the temperature or anti-clockwise to decrease the temperature.
- Maximum heater load is 100 Watts.
- The board requires the special TEC-100 series of cartridge heaters with integral thermistors to operate correctly. Please contact the factory for details of sizes available.



SPECIFICATION

- +/- 2.5°C Accuracy.
- 93°C to 150°C Temperature Control Range.
- Factory Set At 135°C.